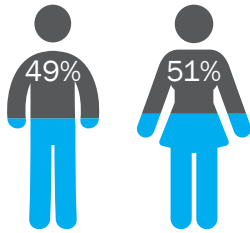


# CLARINGTON FAST FACTS

Population: **92,013**



Male Female



Land Area



**\$109,266**

Average household income


## MAJOR ECONOMIC SECTORS



Agriculture &  
Agriculture Services



Manufacturing



Utilities (incl. Darlington  
Nuclear Generating Station)



Aggregate Excavation  
and Cement



Life Science

## TRANSPORTATION




Highways 401, 407,  
115/35 & 2;  
Extensive network of  
Regional & Municipal roads



Oshawa Airport; Pearson  
International Airport



Seaway depth docking  
facilities at St Marys  
Cement; Regional port  
facilities



CN, CP, VIA, GO  
Transit Links

## MAJOR EMPLOYERS



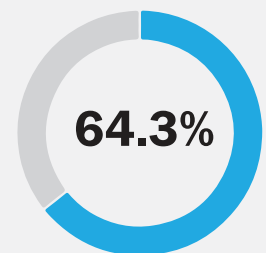
Ontario Power Generation - Darlington Nuclear  
Municipality of Clarington  
Lakeridge Health Bowmanville  
Alpa Pre-Engineered Panel Systems  
Mettrum Ltd.  
St Marys Cement  
Algoma Orchards

## LABOUR FORCE



**51,440**

Residents in  
the workforce



Employed

# COST OF DOING BUSINESS IN CLARINGTON

## 2018 TAX RATES



Commercial	2.704516%
Office	2.704516%
Industrial	3.868551%

The tax rate is applied to the property's current value assessment (CVA) to determine the amount of property taxes to be levied.

## AVERAGE PRICE OF EMPLOYMENT LANDS

\$175,000 to \$190,000 per serviced acre  
\$ 90,000 to \$140,000 per unserviced acre

## DEVELOPMENT CHARGES

	Municipality	Region	School Boards	Total
Industrial	*\$3.54/sf	\$9.96/sf	\$0.40/sf	\$13.90/sf
Commercial	\$6.53/sf	\$18.47/sf	\$0.40/sf	\$25.40/sf

\*Contact us for details on Clarington Development Charge exemptions.



## ELECTRICITY RATES (2 Utilities in Clarington)

### Monthly Rate (less than 50 kw) - Hydro One

Delivery Fixed Charge \$23.84

### Monthly Rate (more than 50 kw) - Hydro One

Delivery Fixed Charge \$102.71

### Monthly Rate - Veridian

Delivery Charge \$3.6647 per kW

(Varies with the amount of electricity used)



## NATURAL GAS CHARGES

Monthly Charge \$70.00

Total Gas Supply Charge 15.1887 ¢/m<sup>3</sup>

### Amount of gas used/month

First 500 9.6172 ¢/m<sup>3</sup>

Next 1,050 7.6833 ¢/m<sup>3</sup>

Next 4,500 6.3291 ¢/m<sup>3</sup>

Next 7,000 5.459 ¢/m<sup>3</sup>

Next 15,250 5.0725 ¢/m<sup>3</sup>

Over 28,300 4.9753 ¢/m<sup>3</sup>



Clarington Economic Development Office

54 King St. E., Unit 102

Bowmanville, ON L1C 1N3

Phone: 905-623-3106

info@cbot.ca www.cbot.ca